


info e preventivi: <http://www.bellisserrature.it/contact.asp>

CASSEFORTI SERRATURE CASSEFORTI SERRATURE CASSEFORTI SERRATURE CASSEFORTI SERRATURE CASSEFORTI SERRATURE

antonioli

CASSEFORTI SERRATURE CASSEFORTI SERRATURE CASSEFORTI SERRATURE CASSEFORTI SERRATURE CASSEFORTI SERRATURE CASSEFORTI SERRATURE CASSEFORTI SERRATURE CASSEFORTI SERRATURE CASSEFORTI SERRATURE



CATALOGO GENERALE

CASSEFORTI SERRATURE CASSEFORTI SERRATURE CASSEFORTI SERRATURE CASSEFORTI SERRATURE CASSEFORTI SERRATURE CASSEFORTI SERRATURE

FORMULA

Pag. 1

MONDIAL

Pag. 9

EXPORT/MONDIAL

Pag. 13

LIVOR
DEVIATORI PORTE CORAZZATE

Pag. 15

TIGRE

Pag. 18

INFILARI

Pag. 19

SERRANDE

Pag. 23

SERRANDA BASCULANTE

Pag. 27

40000

Pag. 29

FERROGLIETTI/RECORD/DEVIATORI

Pag. 31


ACCESSORI

Pag. 36

CASSEFORTI

Pag. 38

FORMULA






Art. 100

**FORMULA LATERALE
SENZA MEZZO GIRO**


Serratura 4 mandate
Corsa chiavistello mm 40
Doppio mantonnet
Dotazione: 3 chiavi
Ferrogliera regolabile



Art. 112

**FORMULA LATERALE
CON MEZZO GIRO**


Serratura 4 mandate
Corsa chiavistello mm 40
Doppio mantonnet
Dotazione: 3 chiavi
Ferrogliera regolabile



Art. 300

**FORMULA TRIPLICE
SENZA MEZZO GIRO**


Serratura 4 mandate
Corsa chiavistello mm 40
Doppio mantonnet
Dotazione: 3 chiavi
Ferrogliera regolabile
Aste



Art. 312

**FORMULA TRIPLICE
CON MEZZO GIRO**


Serratura 4 mandate
Corsa chiavistello mm 40
Doppio mantonnet
Dotazione: 3 chiavi
Ferrogliera regolabile
Aste



Art. 500

**FORMULA QUINTUPLA
SENZA MEZZO GIRO**

Serratura 4 mandate
Corsa chiavistello mm 40
Doppio mantonnet
Dotazione: 3 chiavi
Ferrogliera regolabile
Deviatore - Aste

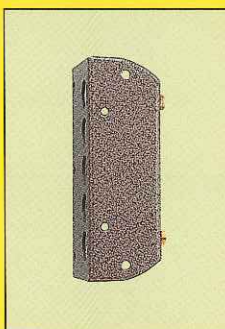



Art. 512




**FORMULA QUINTUPLA
CON MEZZO GIRO**

Serratura 4 mandate
Corsa chiavistello mm 40
Doppio mantonnet
Dotazione: 3 chiavi
Ferrogliera regolabile
Deviatore - Aste










Art. 100/99 FORMULA LATERALE
SENZA MEZZO GIRO
Serratura 4 mandate
Corsa chiavistello mm 40
Triplo mantonnet
Dotazione: 3 chiavi
Ferroglia regolabile





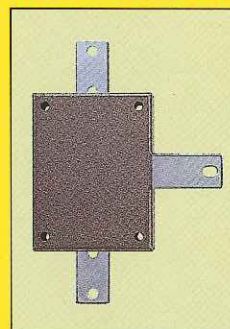
Art. 112/99 FORMULA LATERALE
CON MEZZO GIRO
Serratura 4 mandate
Corsa chiavistello mm 40
Triplo mantonnet
Dotazione: 3 chiavi
Ferroglia regolabile





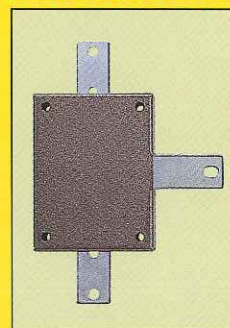
Art. 300/99 FORMULA TRIPLICE
SENZA MEZZO GIRO
Serratura 4 mandate
Corsa chiavistello mm 40
Triplo mantonnet
Dotazione: 3 chiavi
Ferroglia regolabile
Aste



Art. 312/99 FORMULA TRIPLICE
CON MEZZO GIRO
Serratura 4 mandate
Corsa chiavistello mm 40
Triplo mantonnet
Dotazione: 3 chiavi
Ferroglia regolabile
Aste



Art. 500/99 FORMULA QUINTUPLA
SENZA MEZZO GIRO
Serratura 4 mandate
Corsa chiavistello mm 40
Triplo mantonnet
Dotazione: 3 chiavi
Ferroglia regolabile
Deviatore - Aste



Art. 512/99 FORMULA QUINTUPLA
CON MEZZO GIRO
Serratura 4 mandate
Corsa chiavistello mm 40
Triplo mantonnet
Dotazione: 3 chiavi
Ferroglia regolabile
Deviatore - Aste




antonioli


SERRATURE PER PORTE CORAZZATE CHIAVE DOPPIA MAPPA

Dimensioni scatola: mm alt. 152 - largh. 145 - prof. 30 • Entrata: mm 60


Variatione serratura: Chiavistello • mm +3 • mm +9




Art. 8000 **LATERALE
SENZA MEZZO GIRO**
Serratura 4 mandate
Corsa chiavistello mm 40
Doppio mantonnet
Dotazione: 3 chiavi




Art. 8112 **LATERALE
CON MEZZO GIRO
MANIGLIA Ø8**
Serratura 4 mandate
Corsa chiavistello mm 40
Doppio mantonnet
Dotazione: 3 chiavi




Art. 8300 **TRIPLICE
SENZA MEZZO GIRO**
Serratura 4 mandate
Corsa chiavistello mm 40
Doppio mantonnet
Dotazione: 3 chiavi



Art. 8312 **TRIPLICE
CON MEZZO GIRO
MANIGLIA Ø8**
Serratura 4 mandate
Corsa chiavistello mm 40
Doppio mantonnet
Dotazione: 3 chiavi






Art. 8500 **QUINTUPLA
SENZA MEZZO GIRO**
Serratura 4 mandate
Corsa chiavistello mm 40
Doppio mantonnet
Dotazione: 3 chiavi



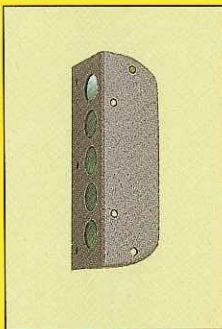


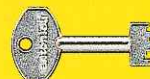
Art. 8512 **QUINTUPLA
CON MEZZO GIRO
MANIGLIA Ø8**
Serratura 4 mandate
Corsa chiavistello mm 40
Doppio mantonnet
Dotazione: 3 chiavi







Art. 1000 FORMULA LATERALE
SENZA MEZZO GIRO
Apertura interna con chiave

Art. 1000/P Apertura interna con pomolo
Corsa chiavistello mm 40
Cilindro Ø 32
Dotazione: 3 chiavi - Ferrogliera



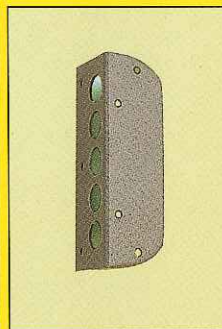

Art. 1120 FORMULA LATERALE
CON MEZZO GIRO
Apertura interna con chiave

Art. 1120/P Apertura interna con pomolo
Corsa chiavistello mm 40
Cilindro Ø 32
Dotazione: 3 chiavi - Ferrogliera





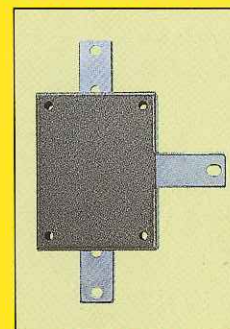
Art. 3000 FORMULA TRIPLICE
SENZA MEZZO GIRO
Apertura interna con chiave

Art. 3000/P Apertura interna con pomolo
Corsa chiavistello mm 40
Cilindro Ø 32
Dotazione: 3 chiavi - Ferrogliera
Aste





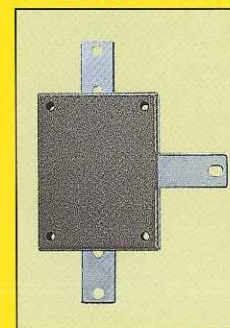
Art. 3120 FORMULA TRIPLICE
CON MEZZO GIRO
Apertura interna con chiave

Art. 3120/P Apertura interna con pomolo
Corsa chiavistello mm 40
Cilindro Ø 32
Dotazione: 3 chiavi - Ferrogliera
Aste



Art. 5000 FORMULA QUINTUPLA
SENZA MEZZO GIRO
Apertura interna con chiave




Art. 5000/P Apertura interna con pomolo
Corsa chiavistello mm 40
Cilindro Ø 32
Dotazione: 3 chiavi - Ferrogliera
Deviatore - Aste



Art. 5120 FORMULA QUINTUPLA
CON MEZZO GIRO
Apertura interna con chiave



Art. 5120/P Apertura interna con pomolo
Corsa chiavistello mm 40
Cilindro Ø 32
Dotazione: 3 chiavi - Ferrogliera
Deviatore - Aste








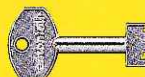
**Art. 2000 FORMULA LATERALE
SENZA MEZZO GIRO**

Doppia pompa
Cilindro Ø 32
Apertura interna con chiave
Corsa chiavistello mm 40
Dotazione: 3 chiavi - Ferrogliera




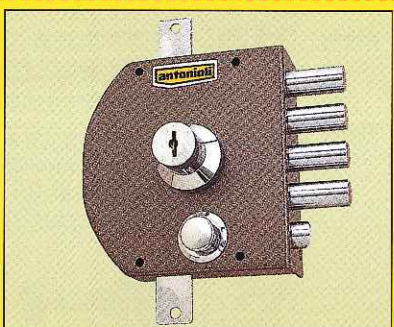

**Art. 2120 FORMULA LATERALE
CON MEZZO GIRO**

Doppia pompa
Cilindro Ø 32
Apertura interna con chiave
Corsa chiavistello mm 40
Dotazione: 3 chiavi - Ferrogliera





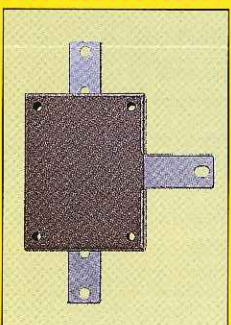
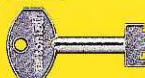
**Art. 4000 FORMULA TRIPLICE
SENZA MEZZO GIRO**

Doppia pompa
Cilindro Ø 32
Apertura interna con chiave
Corsa chiavistello mm 40
Dotazione: 3 chiavi - Ferrogliera
Aste





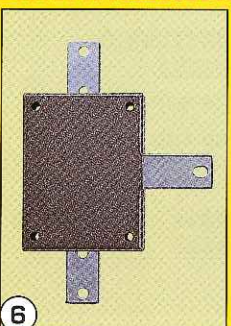
**Art. 4120 FORMULA TRIPLICE
CON MEZZO GIRO**

Doppia pompa
Cilindro Ø 32
Apertura interna con chiave
Corsa chiavistello mm 40
Dotazione: 3 chiavi - Ferrogliera
Aste



**Art. 7000 FORMULA QUINTUPLA
SENZA MEZZO GIRO**


Doppia pompa
Cilindro Ø 32
Apertura interna con chiave
Corsa chiavistello mm 40
Dotazione: 3 chiavi - Ferrogliera
Deviatore - Aste




**Art. 7120 FORMULA QUINTUPLA
CON MEZZO GIRO**

Doppia pompa
Cilindro Ø 32
Apertura interna con chiave
Corsa chiavistello mm 40
Dotazione: 3 chiavi - Ferrogliera
Deviatore - Aste







Art. 96100 FORMULA LATERALE
SENZA MEZZO GIRO
Serratura 3 mandate
Corsa chiavistello mm 40
Dotazione: Ferrogliera




Art. 96112 FORMULA LATERALE
CON MEZZO GIRO
Serratura 3 mandate
Corsa chiavistello mm 40
Dotazione: Ferrogliera




Art. 96300 FORMULA TRIPLICE
SENZA MEZZO GIRO
Serratura 3 mandate
Corsa chiavistello mm 40
Dotazione: Ferrogliera



Art. 96312 FORMULA TRIPLICE
CON MEZZO GIRO
Serratura 3 mandate
Corsa chiavistello mm 40
Dotazione: Ferrogliera



Art. 96500 FORMULA QUINTUPLA
SENZA MEZZO GIRO
Serratura 3 mandate
Corsa chiavistello mm 40
Dotazione: Ferrogliera



Art. 96512 FORMULA QUINTUPLA
CON MEZZO GIRO
Serratura 3 mandate
Corsa chiavistello mm 40
Dotazione: Ferrogliera




Art. 978000 LATERALE
SENZA MEZZO GIRO
Serratura 3 mandate
Corsa chiavistello mm 40





Art. 978112 LATERALE
CON MEZZO GIRO
MANIGLIA Ø8
Serratura 3 mandate
Corsa chiavistello mm 40






Art. 978300 TRIPLICE
SENZA MEZZO GIRO
Serratura 3 mandate
Corsa chiavistello mm 40



Art. 978312 TRIPLICE
CON MEZZO GIRO
MANIGLIA Ø8
Serratura 3 mandate
Corsa chiavistello mm 40




Art. 978500 QUINTUPLA
SENZA MEZZO GIRO
Serratura 3 mandate
Corsa chiavistello mm 40



Art. 978512 QUINTUPLA
CON MEZZO GIRO
MANIGLIA Ø8
Serratura 3 mandate
Corsa chiavistello mm 40

MONDIAL






Art. 906

**MONDIAL LATERALE
SENZA MEZZO GIRO**


Serratura 4 mandate
Corsa chiavistello mm 40
Doppio mantonnet
Dotazione: 3 chiavi
Ferroglia regolabile



Art. 907

**MONDIAL LATERALE
CON MEZZO GIRO**


Serratura 4 mandate
Corsa chiavistello mm 40
Doppio mantonnet
Dotazione: 3 chiavi
Ferroglia regolabile



Art. 908

**MONDIAL TRIPLICE
SENZA MEZZO GIRO**


Serratura 4 mandate
Corsa chiavistello mm 40
Doppio mantonnet
Dotazione: 3 chiavi
Ferroglia regolabile
Aste



Art. 909

**MONDIAL TRIPLICE
CON MEZZO GIRO**


Serratura 4 mandate
Corsa chiavistello mm 40
Doppio mantonnet
Dotazione: 3 chiavi
Ferroglia regolabile
Aste



Art. 910

**MONDIAL QUINTUPLA
SENZA MEZZO GIRO**

Serratura 4 mandate
Corsa chiavistello mm 40
Doppio mantonnet
Dotazione: 3 chiavi
Ferroglia regolabile
Deviatore - Aste



Art. 911

**MONDIAL QUINTUPLA
CON MEZZO GIRO**


Serratura 4 mandate
Corsa chiavistello mm 40
Doppio mantonnet
Dotazione: 3 chiavi
Ferroglia regolabile
Deviatore - Aste



antonioli


SERRATURE DI SICUREZZA DA APPLICARE CHIAVE DOPPIA MAPPA

Dimensioni scatola: mm alt. 146 - largh. 130 - prof. 31 • Entrata: mm 60




**Art. 906/99 MONDIAL LATERALE
SENZA MEZZO GIRO**

Serratura 4 mandate
Corsa chiavistello mm 40
Triplo mantonnet
Dotazione: 3 chiavi
Ferrogliera regolabile




**Art. 907/99 MONDIAL LATERALE
CON MEZZO GIRO**

Serratura 4 mandate
Corsa chiavistello mm 40
Triplo mantonnet
Dotazione: 3 chiavi
Ferrogliera regolabile




**Art. 908/99 MONDIAL TRIPLICE
SENZA MEZZO GIRO**

Serratura 4 mandate
Corsa chiavistello mm 40
Triplo mantonnet
Dotazione: 3 chiavi
Ferrogliera regolabile
Aste





**Art. 909/99 MONDIAL TRIPLICE
CON MEZZO GIRO**

Serratura 4 mandate
Corsa chiavistello mm 40
Triplo mantonnet
Dotazione: 3 chiavi
Ferrogliera regolabile
Aste



**Art. 910/99 MONDIAL QUINTUPLA
SENZA MEZZO GIRO**

Serratura 4 mandate
Corsa chiavistello mm 40
Triplo mantonnet
Dotazione: 3 chiavi
Ferrogliera regolabile
Deviatore - Aste



**Art. 911/99 MONDIAL QUINTUPLA
CON MEZZO GIRO**



Serratura 4 mandate
Corsa chiavistello mm 40
Triplo mantonnet
Dotazione: 3 chiavi
Ferrogliera regolabile
Deviatore - Aste



antonioli

SERRATURE DI SICUREZZA DA APPLICARE CHIAVE A POMPA


Dimensioni scatola: mm alt. 147 - largh. 130 - prof. 30 • Entrata: mm 60



Art. 610

**UNIVERSAL LATERALE
SENZA MEZZO GIRO**



Apertura interna con chiave
Corsa chiavistello mm 40
Cilindro Ø 23,5
Dotazione: 3 chiavi - Ferrogliera



Art. 611

**UNIVERSAL LATERALE
CON MEZZO GIRO**




Apertura interna con chiave
Corsa chiavistello mm 40
Cilindro Ø 23,5
Dotazione: 3 chiavi - Ferrogliera



Art. 612

**UNIVERSAL TRIPLICE
SENZA MEZZO GIRO**




Apertura interna con chiave
Corsa chiavistello mm 40
Cilindro Ø 23,5
Dotazione: 3 chiavi - Ferrogliera
Aste



Art. 613

**UNIVERSAL TRIPLICE
CON MEZZO GIRO**




Apertura interna con chiave
Corsa chiavistello mm 40
Cilindro Ø 23,5
Dotazione: 3 chiavi - Ferrogliera
Aste



Art. 614

**UNIVERSAL QUINTUPLA
SENZA MEZZO GIRO**


Apertura interna con chiave
Corsa chiavistello mm 40
Cilindro Ø 23,5
Dotazione: 3 chiavi - Ferrogliera
Deviatore - Aste



Art. 615

**UNIVERSAL QUINTUPLA
CON MEZZO GIRO**

Apertura interna con chiave
Corsa chiavistello mm 40
Cilindro Ø 23,5
Dotazione: 3 chiavi - Ferrogliera
Deviatore - Aste




EXPORT/MONDIAL



antonioli

SERRATURE DI SICUREZZA DA APPLICARE CHIAVE DOPPIA MAPPA


Dimensioni scatola: mm alt.147 - largh.162 - prof. 30 • Entrata: mm 60



Art. 059

**EXPORT/MONDIAL
QUINTUPLA SENZA MEZZO GIRO**

Serratura 4 mandate
Corsa chiavistello mm 40
Doppio mantonnet
Chiusura aste con pomolo int. est.
Dotazione: 3 chiavi - Ferrogliera
Deviatore - Aste



Art. 069

**EXPORT/MONDIAL
QUINTUPLA CON MEZZO GIRO**


Serratura 4 mandate
Corsa chiavistello mm 40
Doppio mantonnet
Chiusura aste con pomolo int. est.
Dotazione: 3 chiavi - Ferrogliera
Deviatore - Aste



antonioli

SERRATURE DI SICUREZZA DA APPLICARE CHIAVE A POMPA


Dimensioni scatola: mm alt.147 - largh.162 - prof. 30 • Entrata: mm 60



Art. 079

**EXPORT/UNIVERSAL
QUINTUPLA SENZA MEZZO GIRO**

Apertura interna con chiave
Corsa chiavistello mm 40
Chiusura aste con pomolo int. est.
Cilindro Ø 23,5
Dotazione: 3 chiavi - Ferrogliera
Deviatore - Aste



Art. 089

**EXPORT/UNIVERSAL
QUINTUPLA CON MEZZO GIRO**


Apertura interna con chiave
Corsa chiavistello mm 40
Chiusura aste con pomolo int. est.
Cilindro Ø 23,5
Dotazione: 3 chiavi - Ferrogliera
Deviatore - Aste



antonioli

SERRATURA PER PORTE CORAZZATE CHIAVE DOPPIA MAPPA

Dimensioni scatola: mm alt.147 - largh.162 - prof. 30 • Entrata: mm 60



Art. 0909




**EXPORT/MONDIAL
TRIPLICE CON MEZZO GIRO**

Serratura 4 mandate
Corsa chiavistello mm 40
Doppio mantonnet
Chiusura aste con pomolo int. est.
Dotazione: 3 chiavi



LIVOR







Art. 108
(GPS)

**LIVOR LATERALE
CON MEZZO GIRO**




Serratura 4 mandate
Corsa chiavistello mm 40
Gorges antifalsaggio
Dotazione: 3 chiavi
Ferroglia regolabile



Art. 109
(GPS)

**LIVOR LATERALE
CON MEZZO GIRO**




Serratura 4 mandate
Corsa chiavistello mm 40
Gorges antifalsaggio, con molla
unica sull'intero pacco gorges
Dotazione: 3 chiavi
Ferroglia regolabile



Art. 110
(GPS)

**LIVOR TRIPLICE
SENZA MEZZO GIRO**


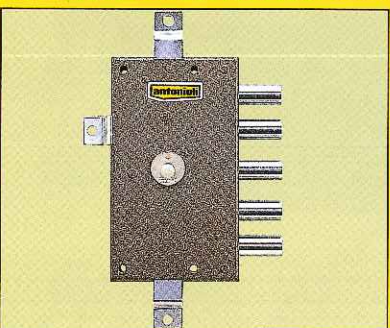

Serratura 4 mandate
Corsa chiavistello mm 40
Gorges antifalsaggio, con molla
unica sull'intero pacco gorges
Dotazione: 3 chiavi
Ferroglia regolabile - Aste



Art. 111
(GPS)

**LIVOR TRIPLICE
CON MEZZO GIRO**


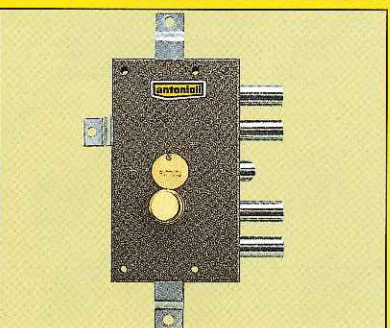
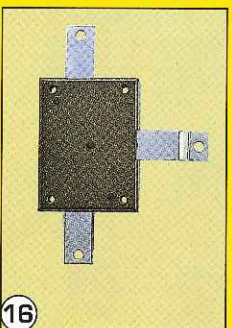
Serratura 4 mandate
Corsa chiavistello mm 40
Gorges antifalsaggio, con molla
unica sull'intero pacco gorges
Dotazione: 3 chiavi
Ferroglia regolabile - Aste



Art. 112/L
(GPS)

**LIVOR QUINTUPLA
SENZA MEZZO GIRO**

Serratura 4 mandate
Corsa chiavistello mm 40
Gorges antifalsaggio, con molla
unica sull'intero pacco gorges
Dotazione: Ferroglia regolabile
3 chiavi - Deviatore - Aste



Art. 113
(GPS)

**LIVOR QUINTUPLA
CON MEZZO GIRO**

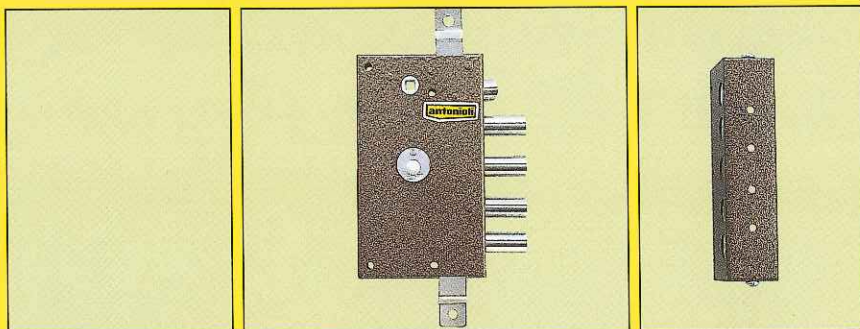
Serratura 4 mandate
Corsa chiavistello mm 40
Gorges antifalsaggio, con molla
unica sull'intero pacco gorges
Dotazione: Ferroglia regolabile
3 chiavi - Deviatore - Aste



antonioli

SERRATURE DI SICUREZZA DA APPLICARE CHIAVE DOPPIA MAPPA COSTANTE

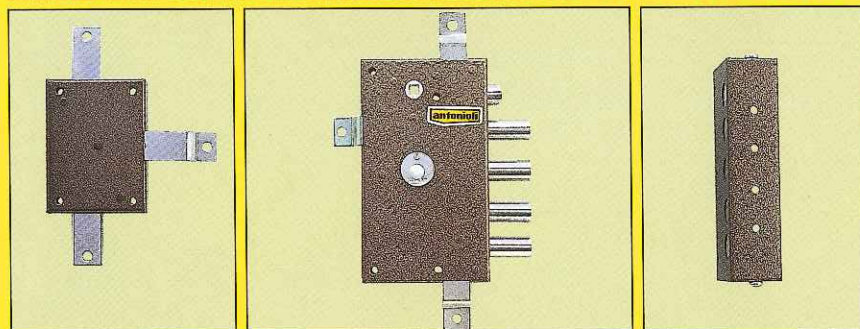
Dimensioni scatola: mm alt. 190 - largh. 110 - prof. 30 • Entrata: mm 60



Art. 114

**LIVOR TRIPLICE
CON Ø8 MANIGLIA**

Per portoncini blindati o metallici
Gorges antifalsaggio, con molla
unica sull'intero pacco gorges
Dotazione: 3 chiavi
Ferrogliera regolabile



Art. 115

**LIVOR QUINTUPLA
CON Ø8 MANIGLIA**


Per portoncini blindati o metallici
Gorges antifalsaggio, con molla
unica sull'intero pacco gorges
Dotazione: 3 chiavi
Ferrogliera regolabile
Deviatore - Aste



antonioli


DEVIATORI PER PORTE CORAZZATE

Dimensioni scatola: mm alt. 152 - largh. 83 - prof. 29




Art. 151

**DEVIATORE ZETA
A 1 CHIAVISTELLO**



Art. 152

**DEVIATORE ZETA
A 2 CHIAVISTELLI**



Art. 153

**DEVIATORE ZETA
A 3 CHIAVISTELLI**




TIGRE



antonioli

SERRATURE DI SICUREZZA DA APPLICARE CHIAVE DOPPIA MAPPA



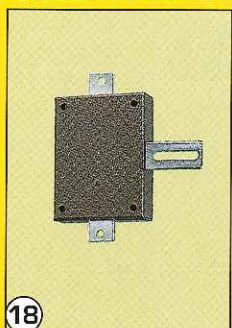
Dimensioni scatola: mm alt. 219 - largh. 109 - prof. 30 • Entrata: mm 60



Art.071

**TIGRE TRIPLICE
CON MEZZO GIRO**

Serratura 2 mandate
Chiusura aste con pomolo int. est.
Dotazione: 3 chiavi
Ferrogliera
Aste




Art.072



**TIGRE QUINTUPLA
CON MEZZO GIRO**

Serratura 2 mandate
Chiusura aste con pomolo int. est.
Dotazione: 3 chiavi
Ferrogliera
Deviatore
Aste



INFILARI









Art. 464

**INFILARE LATERALE
SENZA MEZZO GIRO**

Serratura 4 mandate
Corsa chiavistello mm 40
Dotazione: 3 chiavi
Ferrogliera

Dimensioni scatola:
mm alt. 110 - largh. 118 - prof. 15






Art. 4340

**INFILARE LATERALE
RIDOTTA SENZA MEZZO GIRO**

Serratura 2 mandate
Corsa chiavistello mm 20
Dotazione: 3 chiavi
Ferrogliera

Dimensioni scatola:
mm alt. 90 - largh. 108 - prof. 16



Art. 428

**INFILARE «A»
TRIPLICE CON MEZZO GIRO**

Serratura 2 mandate
Corsa chiavistello mm 20
Dotazione: 3 chiavi
Ferrogliera e testiera (in ottone)




Dimensioni scatola:
mm alt. 170 - largh. 87 - prof. 20



antonioli

SERRATURE INFILARI CHIAVE DOPPIA MAPPA

Entrata: mm 60





Art. 429

**INFILARE «B»
LATERALE CON MEZZO GIRO**

Serratura 2 mandate
Corsa chiavistello mm 20
Dotazione: 3 chiavi
Ferroglia e testiera (in ottone)

Dimensioni scatola:
mm alt. 135 - largh. 87 - prof. 20


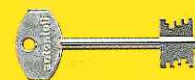


Art. 430

**INFILARE VICTOR
LATERALE CON MEZZO GIRO**

Serratura 4 mandate
Corsa chiavistello mm 40
Apertura mezzo giro $\varnothing 8$ maniglia
Dotazione: 3 chiavi
Ferroglia

Dimensioni scatola:
mm alt. 170 - largh. 114 - prof. 17

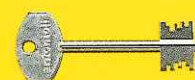


Art. 431

**INFILARE NELSON
LATERALE CON MEZZO GIRO**

Serratura 2 mandate
Corsa chiavistello mm 20
Apertura mezzo giro $\varnothing 8$ maniglia
Dotazione: 3 chiavi
Ferroglia e testiera (in ottone)



Dimensioni scatola:
mm alt. 168 - largh. 88 - prof. 17



antonioli

SERRATURE INFILARI CHIAVE DOPPIA MAPPA

Entrata: mm 60







Art. 450

**INFILARE
TRIPLICE CON MEZZO GIRO**

Serratura 4 mandate
Apertura mezzo giro \varnothing 8 maniglia
Dotazione: 3 chiavi
Ferrogliera

Dimensioni scatola:
mm alt. 170 - largh. 114 - prof. 18


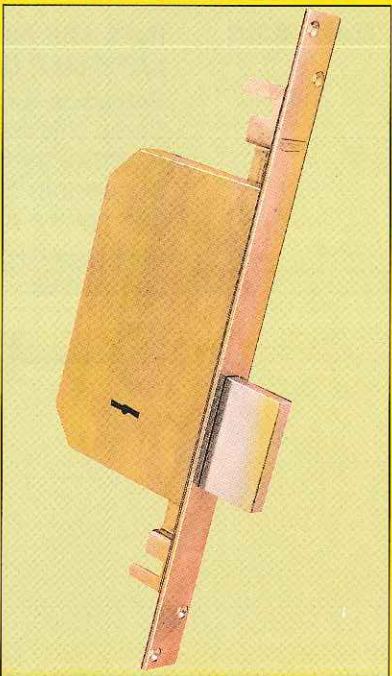



Art. 471

**INFILARE LATERALE
CON MEZZO GIRO**

Serratura 4 mandate
Apertura mezzo giro \varnothing 8 maniglia
Dotazione: 3 chiavi
Ferrogliera

Dimensioni scatola:
mm alt. 170 - largh. 114 - prof. 17



Art. 4590


**INFILARE
TRIPLICE SENZA MEZZO GIRO**


Serratura 4 mandate
Dotazione: 3 chiavi
Ferrogliera

Dimensioni scatola:
mm alt. 170 - largh. 114 - prof. 18



SERRANDE




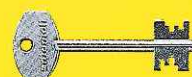


Art. 213

SERRANDA CENTRALE

Serratura 2 mandate

Dotazione: 2 chiavi


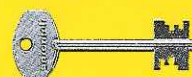


Art. 213/L **SERRANDA LATERALE**

Serratura 2 mandate

Chiusura solo lato destro

Dotazione: 2 chiavi




Art. 213/L **SERRANDA LATERALE**

Serratura 2 mandate

Chiusura solo lato sinistro

Dotazione: 2 chiavi



antonioli

SERRATURE SERRANDE CHIAVE DOPPIA MAPPA


Dimensioni scatola: mm alt. 57 - largh. 157 - prof. 20



Art. 214

SERRANDA CENTRALE

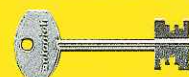
Serratura 2 mandate
Con leve allungate mm 225
Dotazione: 2 chiavi



Art. 215

SERRANDA CENTRALE

Serratura 2 mandate
Con leve allungate piegate mm 225
Dotazione: 2 chiavi



Art. 216

SERRANDA CENTRALE

Serratura 2 mandate
Con canotto chiave lunga
Dotazione: 2 chiavi



antonioli

SERRATURE SERRANDE CHIAVE DOPPIA MAPPA

Dimensioni scatola: mm alt. 57 - largh. 157 - prof. 20




Art. 217

SERRANDA TRIPLICE

Serratura 2 mandate

Dotazione: 2 chiavi



Art. 218

SERRANDA TRIPLICE

Serratura 2 mandate

Con canotto chiave lunga

Dotazione: 2 chiavi




Art. 219

SERRANDA BASCULANTE

MANIGLIA \varnothing 8


Serratura 2 mandate

Dotazione: 2 chiavi



SERRANDA BASCULANTE





Art. 804

SERRANDA BASCULANTE

Serratura 4 punti di chiusura



Cilindro Ø 32

Dotazione: 3 chiavi

Omega - Aste

Dimensioni scatola:

mm alt. 80 - largh. 850 - prof. 30



Art. 804/6

SERRANDA BASCULANTE

Serratura 6 punti di chiusura


Cilindro Ø 32

Dotazione: 3 chiavi

Omega - Aste

Dimensioni scatola:

mm alt. 80 - largh. 850 - prof. 30



Art. 815

CANTINA

Serratura 4 punti di chiusura


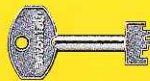
Cilindro Ø 32

Dotazione: 3 chiavi

Omega - Aste

Dimensioni scatola:

mm alt. 80 - largh. 650 - prof. 30



Art. 815/6

CANTINA

Serratura 6 punti di chiusura

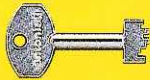
Cilindro Ø 32

Dotazione: 3 chiavi

Omega - Aste

Dimensioni scatola:

mm alt. 80 - largh. 650 - prof. 30




40000

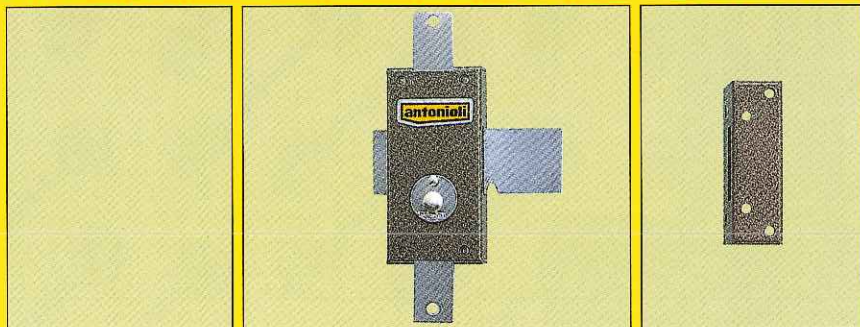


antonioli


**SERRATURE DI SICUREZZA DA APPLICARE CHIAVE DOPPIA MAPPA
PER SERRAMENTI E PROFILATI** Dimensioni scatola: mm alt. 120 - largh. 59 - prof. 23



Art. 40001 LATERALE 4 MANDATE
Corsa chiavistello mm 40
Con canotto - Chiave lunga
Dotazione: 3 chiavi - Ferrogliera



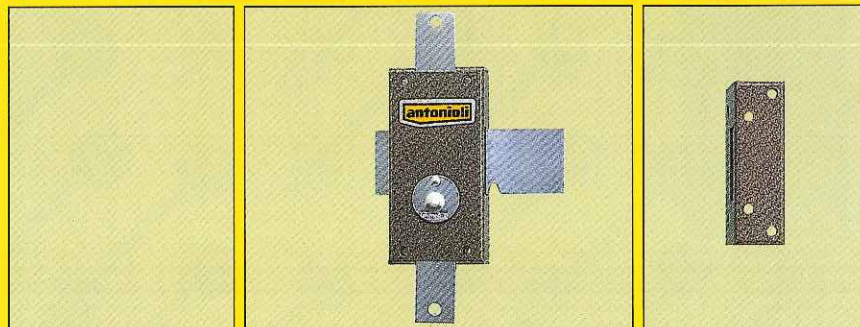
Art. 40002 LATERALE 2 MANDATE
Corsa chiavistello mm 20
Con canotto - Chiave lunga
Dotazione: 3 chiavi - Ferrogliera




Art. 40003 TRIPLICE 4 MANDATE
Corsa chiavistello mm 40
Con canotto - Chiave lunga
Dot.: 3 chiavi - Ferrogliera - Aste



Art. 40004 TRIPLICE 2 MANDATE
Corsa chiavistello mm 20
Con canotto - Chiave lunga
Dot.: 3 chiavi - Ferrogliera - Aste



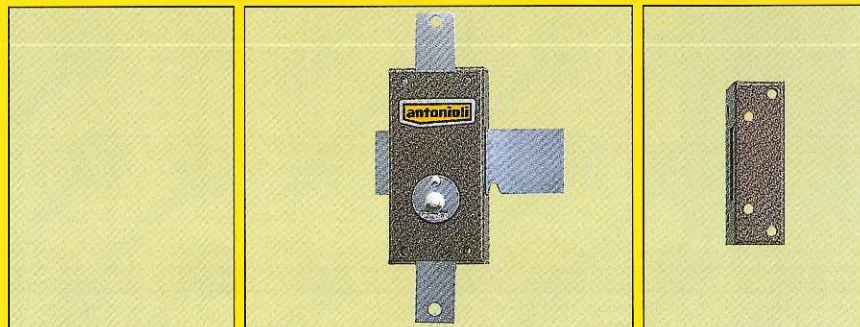
Art. 40005 QUINTUPLA 4 MANDATE
Corsa chiavistello mm 40
Senza canotto - Chiave lunga
Dotazione: 3 chiavi - Ferrogliera
Aste - Deviatore





Art. 40006 QUINTUPLA 2 MANDATE
Corsa chiavistello mm 20
Senza canotto - Chiave lunga
Dot.: 3 chiavi - Ferrogliera - Aste
Deviatore



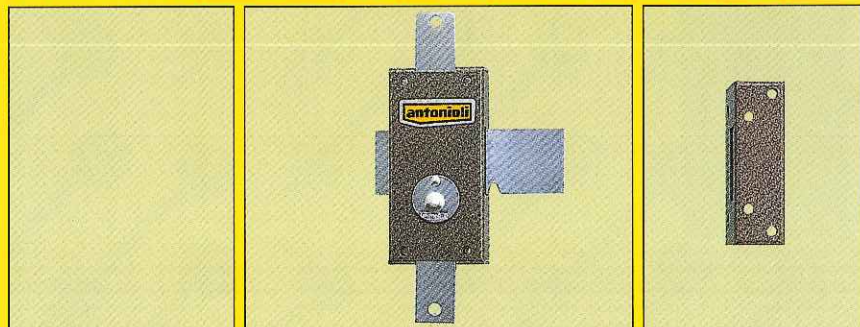
Art. 40007 LATERALE 4 MANDATE
Corsa chiavistello mm 40
Senza canotto - Chiave corta
Dotazione: 3 chiavi - Ferrogliera




Art. 40008 LATERALE 2 MANDATE
Corsa chiavistello mm 20
Senza canotto - Chiave corta
Dotazione: 3 chiavi - Ferrogliera




Art. 40009 TRIPLICE 4 MANDATE
Corsa chiavistello mm 40
Senza canotto - Chiave corta
Dot.: 3 chiavi - Ferrogliera - Aste




Art. 40010 TRIPLICE 2 MANDATE
Corsa chiavistello mm 20
Senza canotto - Chiave corta
Dot.: 3 chiavi - Ferrogliera - Aste



Art. 40011 QUINTUPLA 4 MANDATE
Corsa chiavistello mm 40
Senza canotto - Chiave corta
Dotazione: 3 chiavi - Ferrogliera
Aste - Deviatore




Art. 40012 QUINTUPLA 2 MANDATE
Corsa chiavistello mm 20
Senza canotto - Chiave corta
Dot.: 3 chiavi - Ferrogliera - Aste
Deviatore



FERROGLIETTI RECORD/DEVIATORI



antonioli SERRATURE DI SICUREZZA DA APPLICARE CHIAVE DOPPIA MAPPA



Art. 703

**BABY
FERROGLIETTO AMBIDESTRO**
Serratura 4 mandate
Con canotto - Chiave lunga
Corsa chiavistello mm 40
Dotazione: 3 chiavi - Ferrogliaera

Dimensioni scatola:
mm alt. 98 - largh. 83 - prof. 23



Art. 704

**BABY/FERRO
FERROGLIETTO AMBIDESTRO**
Serratura 4 mandate
Senza canotto - Chiave corta
Corsa chiavistello mm 40
Dotazione: 3 chiavi


Dimensioni scatola:
mm alt. 98 - largh. 83 - prof. 23



Art. 705

SUPERBA
Serratura 6 mandate
Corsa chiavistello mm 60
Dotazione: 3 chiavi
Ferrogliaera


Dimensioni scatola:
mm alt. 92 - largh. 202 - prof. 30
Entrata: mm 60



Art. 116

FERROGLIETTO AMBIDESTRO
Serratura 6 mandate
Corsa chiavistello mm 60
Dotazione: 3 chiavi
Ferrogliaera

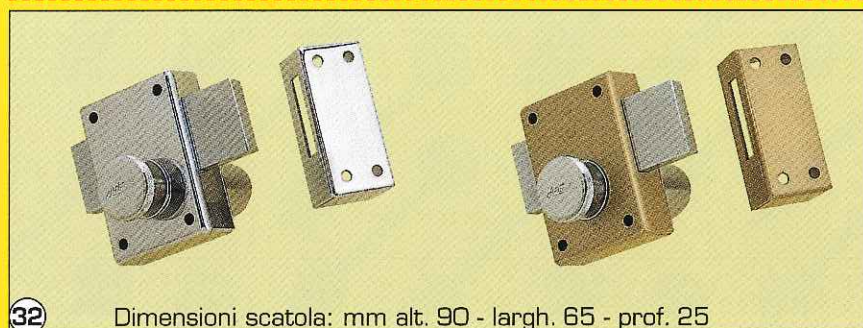
Dimensioni scatola:
mm alt. 86 - largh. 116 - prof. 30
Entrata: mm 60



Art. 118

FERROGLIETTO
Serratura 6 mandate
Corsa chiavistello mm 60
Dotazione: 3 chiavi
Ferrogliaera

Dimensioni scatola:
mm alt. 86 - largh. 206 - prof. 22
Entrata: mm 60



Art. 711

**VERROUX CROMATO
FERROGLIETTO AMBIDESTRO**

Art. 711/18

**VERROUX ORO
FERROGLIETTO AMBIDESTRO**


Serratura 1 mandata
Cilindro Ø 32
Corsa chiavistello mm 20
Dotazione: 3 chiavi
Ferrogliaera



antonioli

SERRATURE DI SICUREZZA DA APPLICARE CHIAVE A POMPA

Entrata: mm 60



Dimensioni scatola: mm alt. 100 - largh. 118 - prof. 30

Art. 701

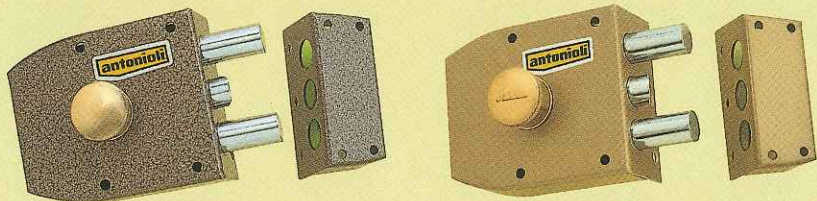
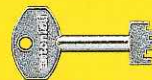
**RECORD LATERALE
SENZA MEZZO GIRO**

Art. 701/ORO

**RECORD LATERALE
SENZA MEZZO GIRO**

Cilindro Ø 32
Corsa chiavistello mm 40
Apertura interna con pomolo

Dotazione: 3 chiavi
Ferrogliera



Dimensioni scatola: mm alt. 100 - largh. 118 - prof. 30

Art. 702

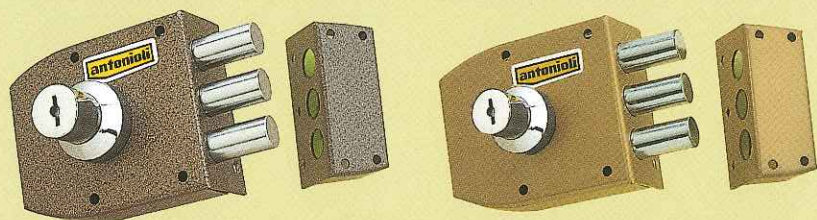
**RECORD LATERALE
CON MEZZO GIRO**

Art. 702/ORO

**RECORD LATERALE
CON MEZZO GIRO**

Cilindro Ø 32
Corsa chiavistello mm 40
Apertura interna con pomolo

Dotazione: 3 chiavi
Ferrogliera



Dimensioni scatola: mm alt. 100 - largh. 118 - prof. 30

Art. 730

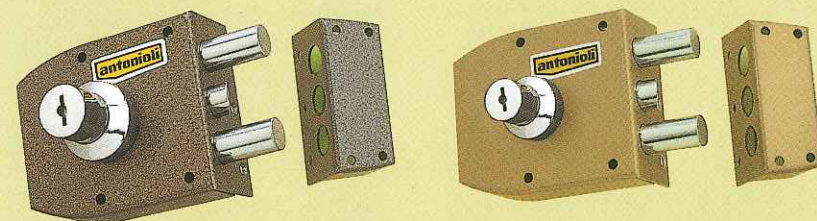
**RECORD LATERALE
SENZA MEZZO GIRO**

Art. 730/ORO

**RECORD LATERALE
SENZA MEZZO GIRO**

Doppia pompa - Cilindro Ø 32
Corsa chiavistello mm 40
Apertura interna con chiave

Dotazione: 3 chiavi
Ferrogliera



Dimensioni scatola: mm alt. 100 - largh. 118 - prof. 30

Art. 752


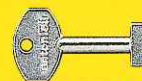
**RECORD LATERALE
CON MEZZO GIRO**

Art. 752/ORO

**RECORD LATERALE
CON MEZZO GIRO**

Doppia pompa - Cilindro Ø 32
Corsa chiavistello mm 40
Apertura interna con chiave

Dotazione: 3 chiavi
Ferrogliera



Dimensioni scatola: mm alt. 95 - largh. 140 - prof. 30


**Art. 41092
NERO**

**GENOVESE LATERALE
CON MEZZO GIRO
MANIGLIA Ø 8**

**Art. 41092
ORO**

Doppia pompa - Cilindro Ø 32
Apertura interna con chiave
Corsa chiavistello mm 40

Dotazione: 3 chiavi - Ferrogliera



Dimensioni scatola: mm alt. 95 - largh. 140 - prof. 30


**Art. 41080
NERO**

**GENOVESE LATERALE
CON MEZZO GIRO
MANIGLIA Ø 8**

**Art. 41080
ORO**

Serratura 4 mandate
Corsa chiavistello mm 40
Con canotto chiave lunga
Dotazione: 3 chiavi - Ferrogliera






Art. 10

**DEVIATORE A MANO
AUTOBLOCCANTE**

Dotazione: Aste

Dimensioni scatola:
mm alt. 115 - largh. 87 - prof. 30




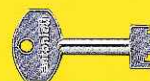
Art. 092/C

DEVIATORE A POMPA

Apertura interna con chiave
Cilindro Ø 32

Dotazione: 3 chiavi - Aste

Dimensioni scatola:
mm alt. 115 - largh. 88 - prof. 30




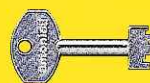
Art. 092/P

DEVIATORE A POMPA

Apertura interna con pomolo
Cilindro Ø 32

Dotazione: 3 chiavi - Aste

Dimensioni scatola:
mm alt. 115 - largh. 88 - prof. 30




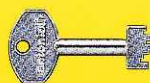
Art. 092/DP

DEVIATORE DOPPIA POMPA

Apertura interna con chiave
Cilindro Ø 32

Dotazione: 3 chiavi - Aste

Dimensioni scatola:
mm alt. 115 - largh. 88 - prof. 30




Art. 0941

**FASCIA
DEVIATORE DOPPIA POMPA**

Apertura interna con chiave
Corsa aste mm 35 e 70
Cilindro Ø 32

Dotazione: 3 chiavi - Aste

Dimensioni scatola:
mm alt. 205 - largh. 45 - prof. 30




Art. 0942


**FASCIA
DEVIATORE A POMPA**

Apertura interna con pomolo
Corsa aste mm 35 e 70
Cilindro Ø 32


Dotazione: 3 chiavi - Aste

Dimensioni scatola:
mm alt. 205 - largh. 45 - prof. 30

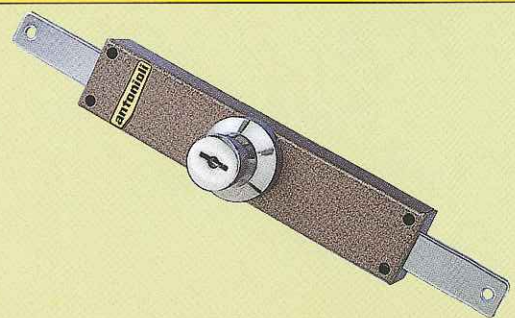





Art. 0943 **FASCIA
DEVIATORE A POMPA**
Apertura interna con chiave
Corsa aste mm 35 e 70
Cilindro Ø 32
Dotazione: 3 chiavi - Aste
Dimensioni scatola:
mm alt. 205 - largh. 45 - prof. 30




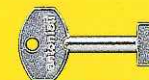
Art. 0944 **FASCIA
DEVIATORE A POMPA**
Apertura solo esterna con chiave
Corsa aste mm 35 e 70
Cilindro Ø 32
Dotazione: 3 chiavi - Aste
Dimensioni scatola:
mm alt. 205 - largh. 45 - prof. 30




Art. 0945 **FASCIA
DEVIATORE A POMPA**
Apertura solo interna con chiave
Corsa aste mm 35 e 70
Cilindro Ø 32
Dotazione: 3 chiavi - Aste
Dimensioni scatola:
mm alt. 205 - largh. 45 - prof. 30



Art. 0946 **FASCIA
DEVIATORE CON POMOLO**
Apertura solo interna con pomolo
Corsa aste mm 35 e 70
Dotazione: Aste
Dimensioni scatola:
mm alt. 205 - largh. 45 - prof. 30



Art. 0947 **FASCIA
DEVIATORE CON CALOTTA**
Apertura solo interna con chiave
Corsa aste mm 35 e 70
Dotazione: Aste
Dimensioni scatola:
mm alt. 205 - largh. 45 - prof. 30

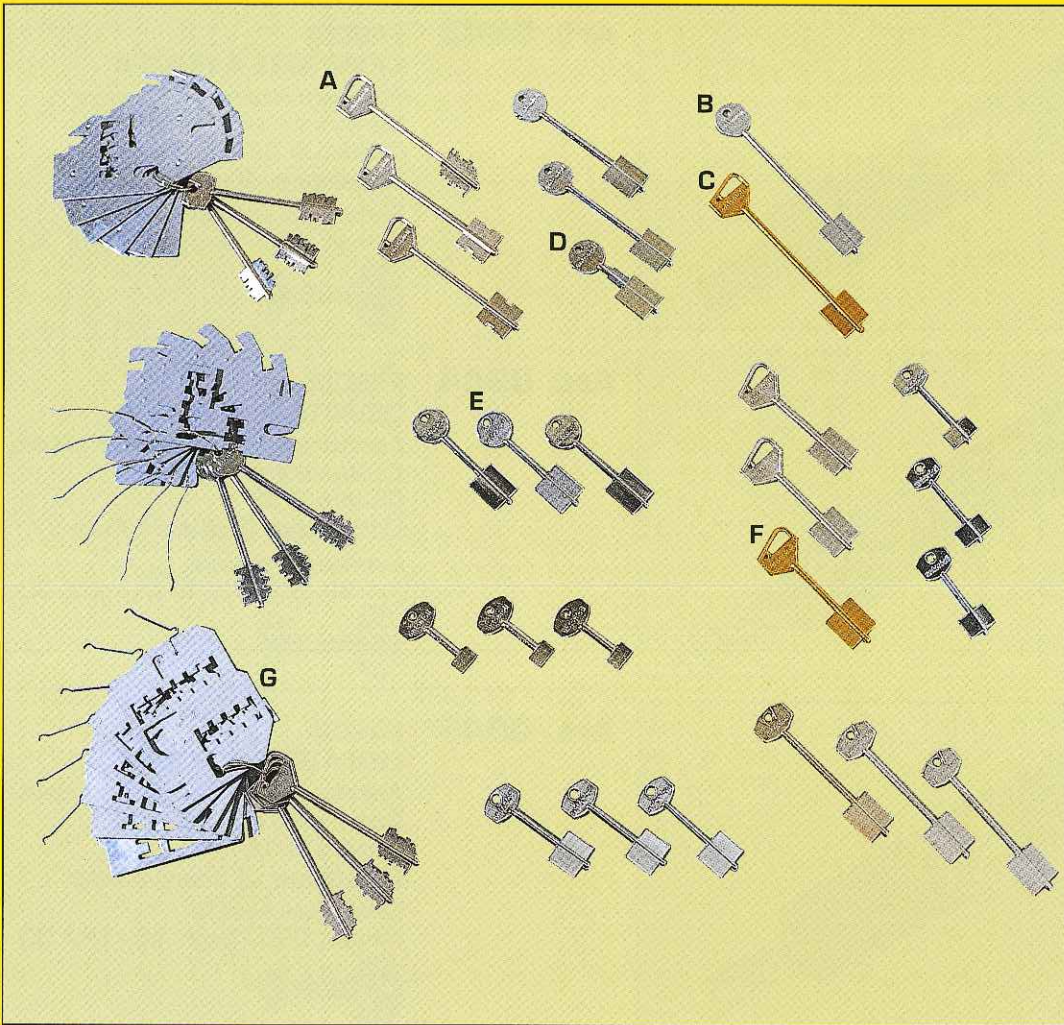


antonioli **SERRATURA DI SICUREZZA
CHIAVE DOPPIA MAPPA
PER PORTE SCORREVOLI**

Art. 41086 **GANCIO CON MEZZO GIRO
INFILARE** **Dotazione: 3 chiavi - Ferrogliera**


Art. 41087 **APPLICARE** **Dimensioni scatola:**
mm alt. 130 - largh. 100 - prof. 18





CHIAVI E PACCHI GORGES


- A) Art. 18 Chiavi dentate a campione
- B) Art. 19 Chiavi extra lunghe + mm 26 cromate
- C) Art. 19/1 Chiavi extra lunghe + mm 26 grezze
- D) Art. 21 Chiavi telescopiche
- E) Art. 22 Chiavi non dentate cromate
- F) Art. 24 Chiavi non dentate grezze
- G) Art. 42 Pacchetto gorges per doppia mappa



PLACCHETTE ENTRATA CHIAVE


- A) Art. 25 Placchetta concava mm 20 profondità
- B) Art. 27 Placchetta semiconcava
- C) Art. 28 Placchetta concava mm 10 profondità
- D) Art. 29 Placchetta concava con medaglia
- E) Art. 30 Placchetta entrata chiave
- F) Art. 30 Placchetta cieca
- G) Art. 31 Placchetta entrata chiave con medaglia

ACCESSORI



FERROGLIERE, POMPE E ASTE

- A) Art. 12 Aste serranda Basculante
- B) Art. 13 Aste serratura Infilare
- C) Art. 14 Aste serratura Triplice
- D) Art. 16 Aste serratura Quintupla
- E) Art. 17 Interno aste lungo
- F) Art. 32 Pompa sciolta UNIVERSAL
- G) Art. 33 Doppia pompa sciolta
- H) Art. 34 Pompa sciolta RECORD
- I) Art. 36 Pompa sciolta FORMULA
- J) Art. 38 Antifrattura UNIVERSAL
- K) Art. 40 Sbalzi corti per aste mm 40
- L) Art. 41 Sbalzi lunghi per aste mm 60-80
- M) Art. 44 Pompa sciolta per Art. 092
- N) Art. 48 Interno aste curve
- O) Art. 49 Interno aste normale
- P) Art. 50 Interno aste sbilanciate
- Q) Art. 58/R Ferrogliera regolabile MONDIAL e UNIVERSAL
- R) Art. 58 Ferrogliera bassa MONDIAL e UNIVERSAL
- S) Art. 59/R Ferrogliera regolabile FORMULA
- T) Art. 59 Ferrogliera bassa FORMULA
- U) Art. 62 Ferrogliera RECORD
- V) Art. 66 Ferrogliera BABY
- Z) Art. 68 Ferrogliera SUPERBA
- X) Art. 96 DEFEND lungo
- Y) Art. 97 DEFEND corto



PARURE, DEVIATORI E POMOLI

- A) Art. 11 Deviatore per Quintupla
- B) Art. 43 Guida per aste
- C) Art. 53 Tubo pavimento zama
- D) Tubo pavimento ottonato
- E) Art. 54 Tubo pavimento ottone
- F) Art. 56 Cavalletto per aste
- G) Art. 57 Cavalletto con staffa angolare
- H) Anello aste ottone
- I) Pomolo ottone Export
- J) Viti testiera
- K) Viti serratura
- L) Viti ferrogliera
- M) Viti guide, cavalletti
- N) Viti cavalletti
- O) Viti plachetta
- P) Bulloncini per aste
- Q) Grani per anelli

Le nostre casseforti sono costruite con involucro in acciaio S.M. e corazzate. La serratura di altissima sicurezza funzionante con chiave a doppia mappa spostata, inimitabile, antiimpronta, che agisce su sei gorges, ed aziona, con due mandate, dei chiavistelli tondi di acciaio del diametro di mm. 22.

Verniciatura con smalti satinati.

Finizioni e chiavi cromate.

Chiavi in duplice esemplare.


Tipo 20 e 22: con n. 2 chiavistelli laterali \varnothing 22.

Tipo 30, 35, 45, 50 e 60: con n. 2 chiavistelli laterali + uno alto e uno basso \varnothing 22.

I tipi 20, 22, 30, 35, 45 e 50 sono forniti di un piano interno.

Il tipo 60 è fornito di tre piani interni.

CASSAFORTE DALLA DOPPIA SICUREZZA: UNA EFFICACISSIMA MIMETIZZAZIONE PRIMA, LA RESISTENZA ALLO SCASSO POI.



- A) IK 266
- B) IK 260
- C) IR
- D) Serratura di sicurezza chiave doppia mappa
- E) Copri serratura - presa elettrica

DESCRIZIONE

1. Costruzione in lamiera in acciaio zincato verniciata epossidica a forno, resistente a ruggine e acidi. Scomparto superiore da 20/10, frontale superiore da 30/10, portina e scomparto inferiore da 40/10 mm.
2. Portina in acciaio corredata da una microserratura a gorges di altissima sicurezza, che rende quasi impossibile lo scasso.
3. Rivestimento in rete zincata ed elettrosaldada, per un perfetto ancoraggio al muro.
4. Intercambiabilità della presa elettrica con quelle esistenti, per offrire una migliore mimetizzazione.
5. Dimensioni esterne: 380 x 140 x 150 mm (lunghezza x larghezza x profondità).
6. Peso 6,2 kg (6,6 kg imballata).

TIPO	Peso appross. kg.	MISURE ESTERNE		
		Alt. mm.	Largh. mm.	Prof. mm.
IR/60	2	110	150	60
IR/90	2,5	110	150	90
IR/120	3	110	150	120

TIPO	Peso appross. kg.	MISURE ESTERNE		
		Alt. mm.	Largh. mm.	Prof. mm.
IK/260	6	150	380	140
IK/266	7	185	350	140


CASSEFORTI

TIPO	Peso appross. kg.	MISURE ESTERNE		
		Alt. mm.	Largh. mm.	Prof. mm.
20/A	10	200	300	200
22/A	15	220	400	180
30/A	22	300	400	250
35/A	25	350	450	250
45/A	26	450	370	300
50/A	40	500	600	300
60/A	50	600	500	250

SERIE A




SERIE AC



TIPO	Peso appross. kg.	MISURE ESTERNE		
		Alt. mm.	Largh. mm.	Prof. mm.
22/AC	16	220	400	180
30/AC	23	300	400	250
35/AC	28	350	450	250
45/AC	28	450	370	300
50/AC	47	500	600	300
60/AC	52	600	500	250


SERIE ACS

Chiave + combinazione elettronica



TIPO	Peso appross. kg.	MISURE ESTERNE		
		Alt. mm.	Largh. mm.	Prof. mm.
22/ACS	16	220	400	180
30/ACS	23	300	400	250
35/ACS	28	350	450	250
45/ACS	28	450	370	300
50/ACS	47	500	600	300
60/ACS	52	600	500	250

SERIE CEMENTATE



DESCRIZIONE

Con caratteristiche uguali alle casseforti tipo A, AC e ACS, ma con pareti e porta rinforzata con coibente di circa mm 30 che permette la posa anche non murata.

TIPO	Peso appross. kg.	MISURE ESTERNE		
		Alt. mm.	Largh. mm.	Prof. mm.
3545 RE	75	360	460	280
3546 REC	76	360	460	280

